

Centerville Housing Needs Survey

Monday, April 22, 2019

114

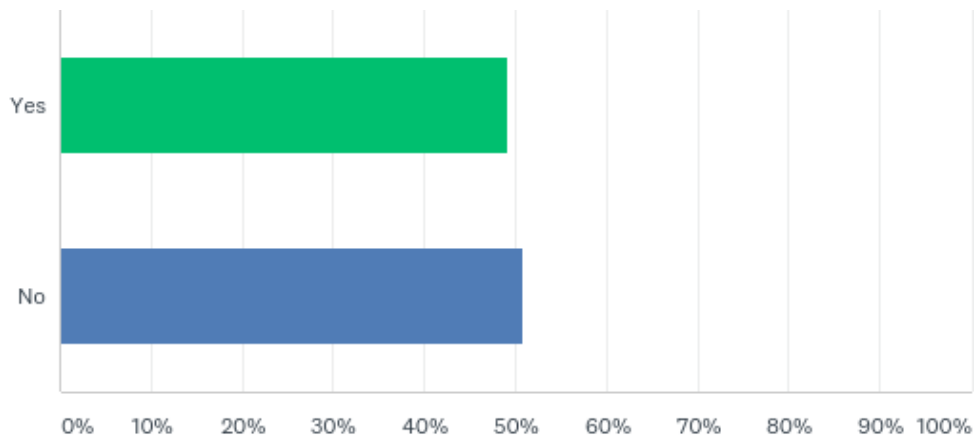
Total Responses

Date Created: Friday, January 04, 2019

Complete Responses: 114

Q1: Did you grow up in Centerville or spend a fair amount of your childhood in Centerville?

Answered: 114 Skipped: 0



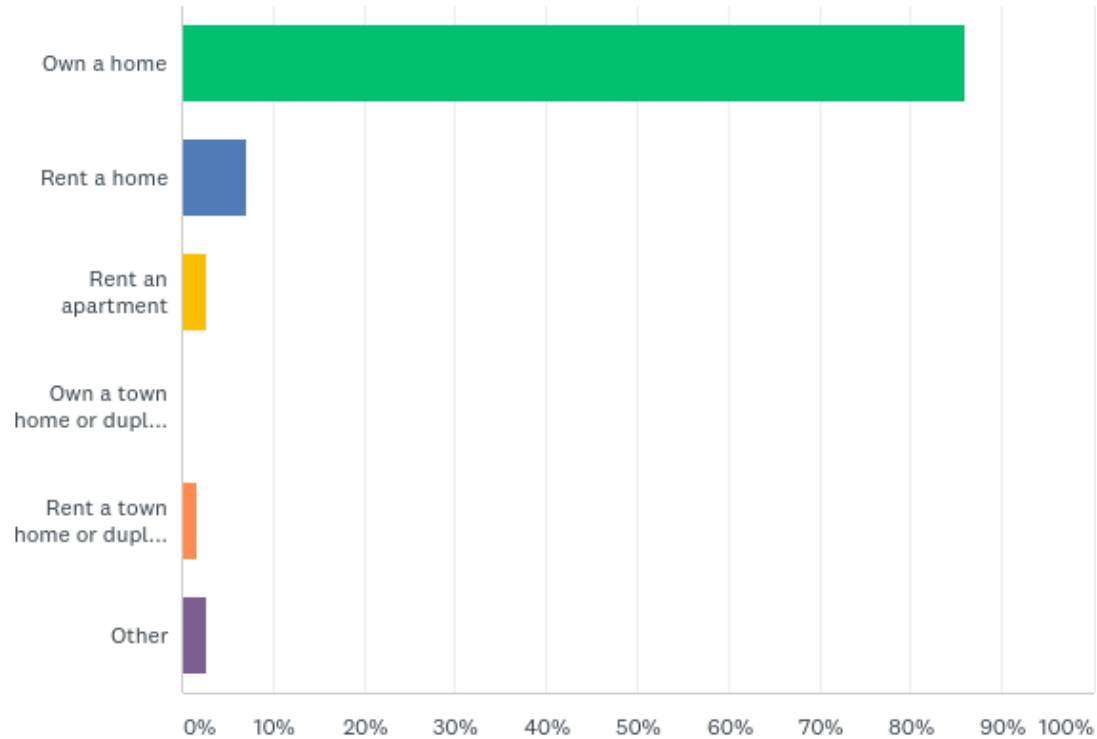
Q1: Did you grow up in Centerville or spend a fair amount of your childhood in Centerville?

Answered: 114 Skipped: 0

ANSWER CHOICES	RESPONSES	
Yes	49.12%	56
No	50.88%	58
TOTAL		114

Q3: What best describes your current living situation?

Answered: 114 Skipped: 0



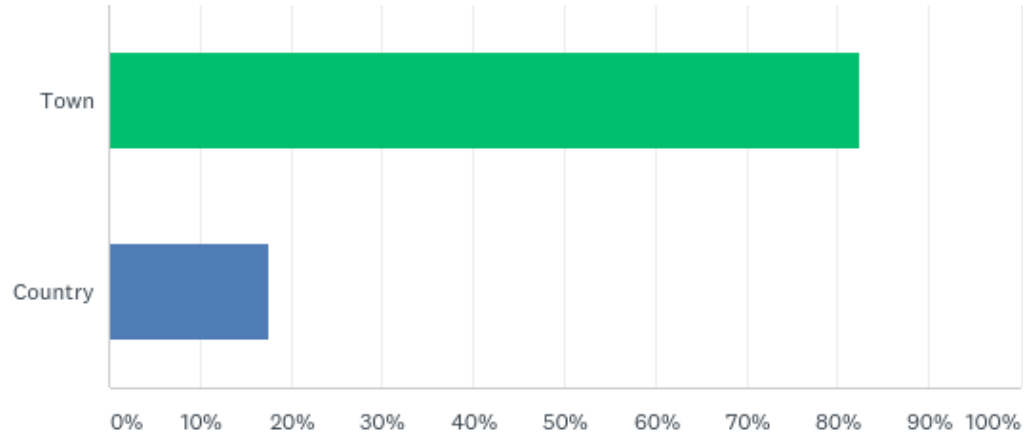
Q3: What best describes your current living situation?

Answered: 114 Skipped: 0

ANSWER CHOICES	RESPONSES	
Own a home	85.96%	98
Rent a home	7.02%	8
Rent an apartment	2.63%	3
Own a town home or duplex unit	0.00%	0
Rent a town home or duplex unit	1.75%	2
Other	2.63%	3
TOTAL		114

Q4: Do you live in town or in the country?

Answered: 114 Skipped: 0



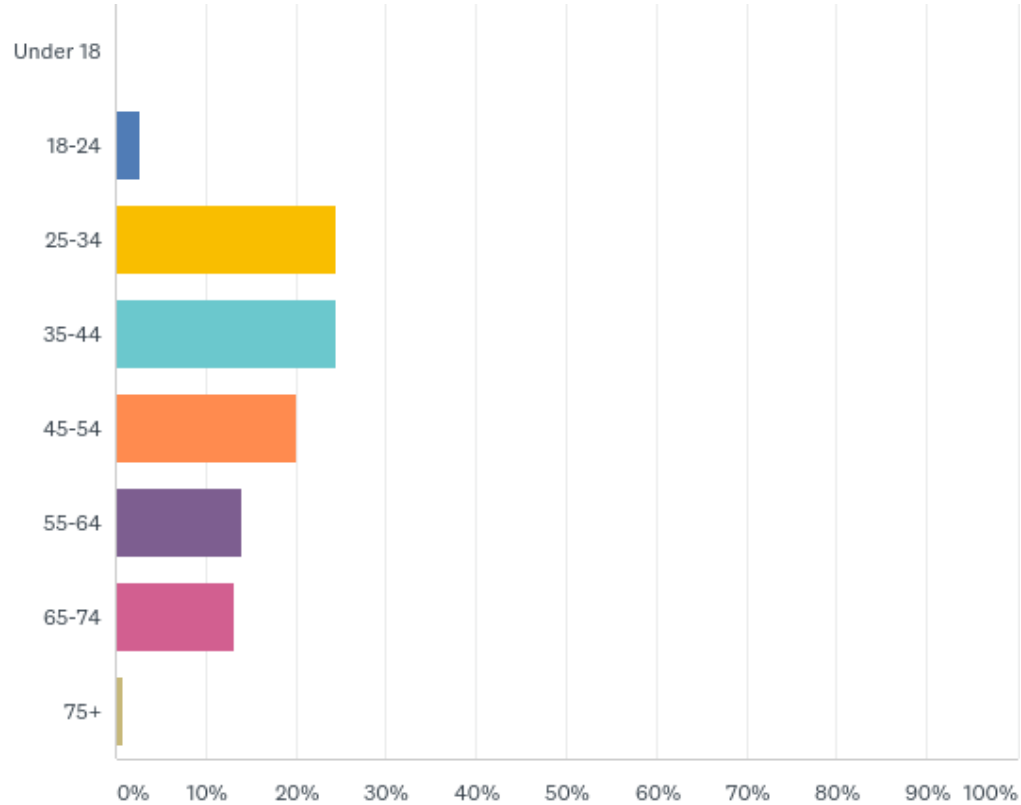
Q4: Do you live in town or in the country?

Answered: 114 Skipped: 0

ANSWER CHOICES	RESPONSES	
Town	82.46%	94
Country	17.54%	20
TOTAL		114

Q5: What is the current age of the head of your household?

Answered: 114 Skipped: 0



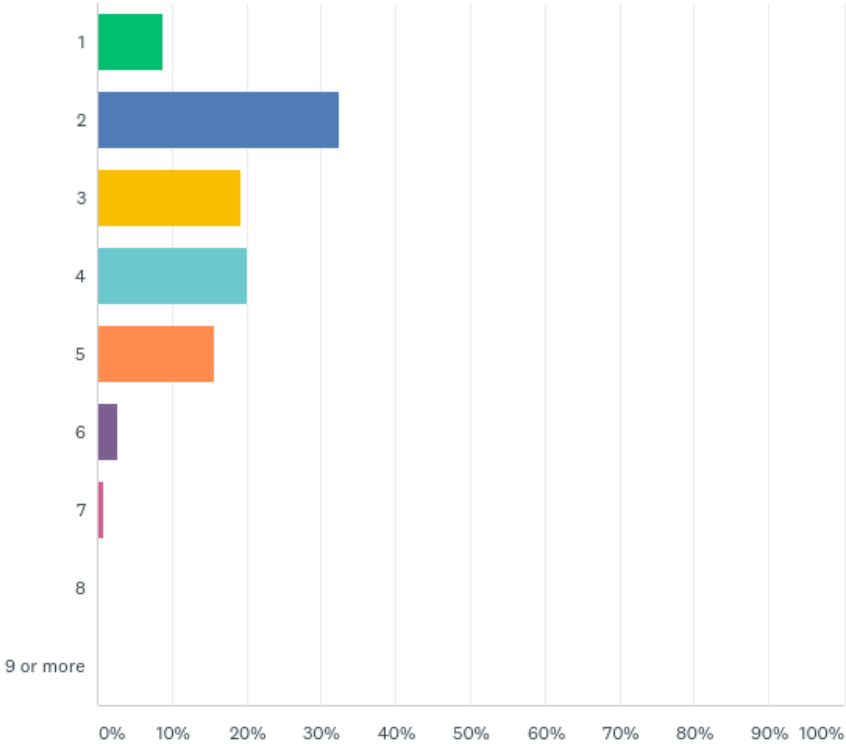
Q5: What is the current age of the head of your household?

Answered: 114 Skipped: 0

ANSWER CHOICES	RESPONSES	
Under 18	0.00%	0
18-24	2.63%	3
25-34	24.56%	28
35-44	24.56%	28
45-54	20.18%	23
55-64	14.04%	16
65-74	13.16%	15
75+	0.88%	1
TOTAL		114

Q6: How many people currently live in your household?

Answered: 114 Skipped: 0



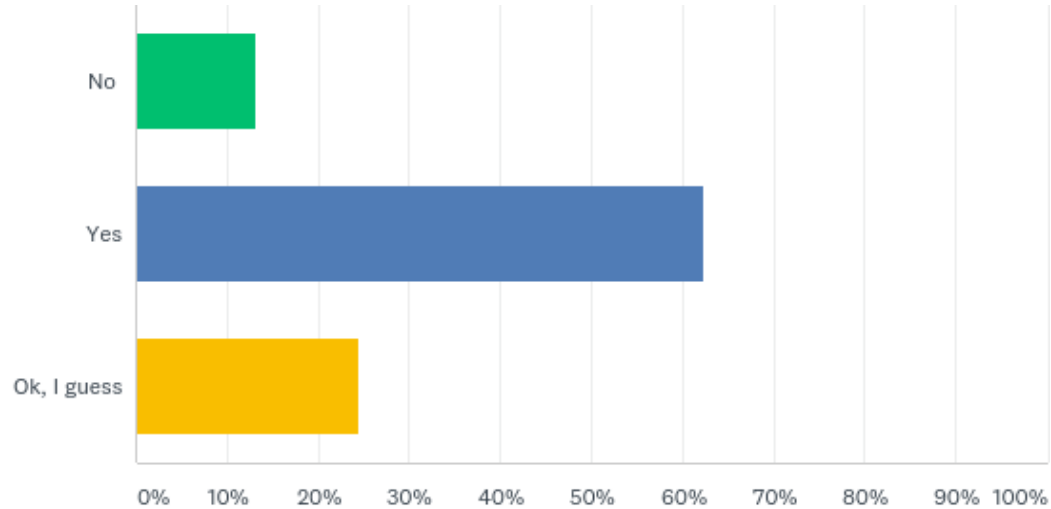
Q6: How many people currently live in your household?

Answered: 114 Skipped: 0

ANSWER CHOICES	RESPONSES	
1	8.77%	10
2	32.46%	37
3	19.30%	22
4	20.18%	23
5	15.79%	18
6	2.63%	3
7	0.88%	1
8	0.00%	0
9 or more	0.00%	0
TOTAL		114

Q7: Does your current living situation meet your needs?

Answered: 114 Skipped: 0



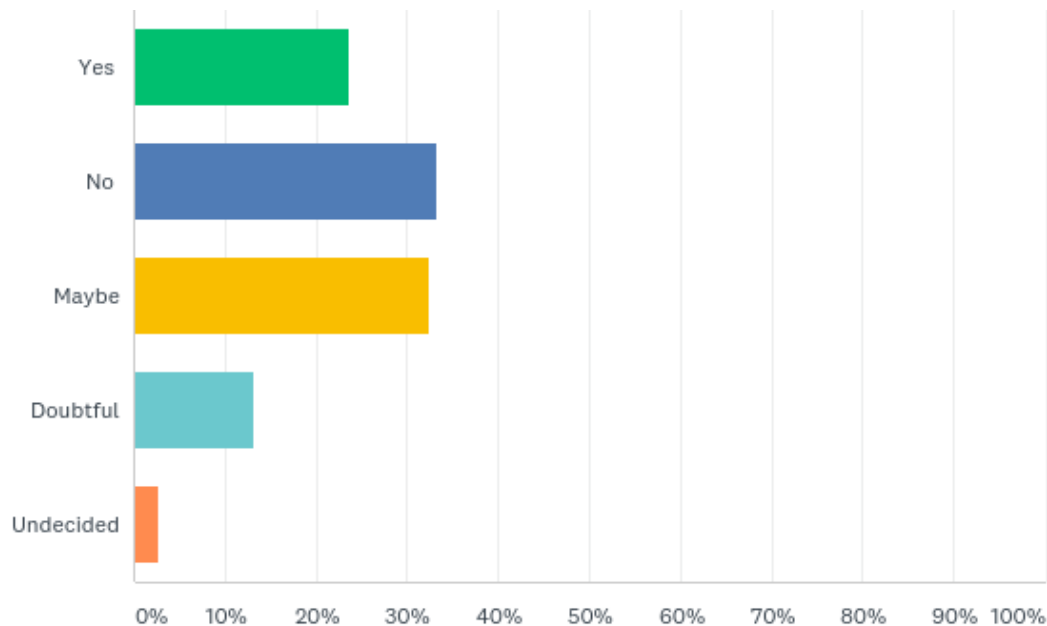
Q7: Does your current living situation meet your needs?

Answered: 114 Skipped: 0

ANSWER CHOICES	RESPONSES	
No	13.16%	15
Yes	62.28%	71
Ok, I guess	24.56%	28
TOTAL		114

Q8: Are you currently considering a new housing option in Centerville or might you consider a new housing option in Centerville in the future?

Answered: 114 Skipped: 0



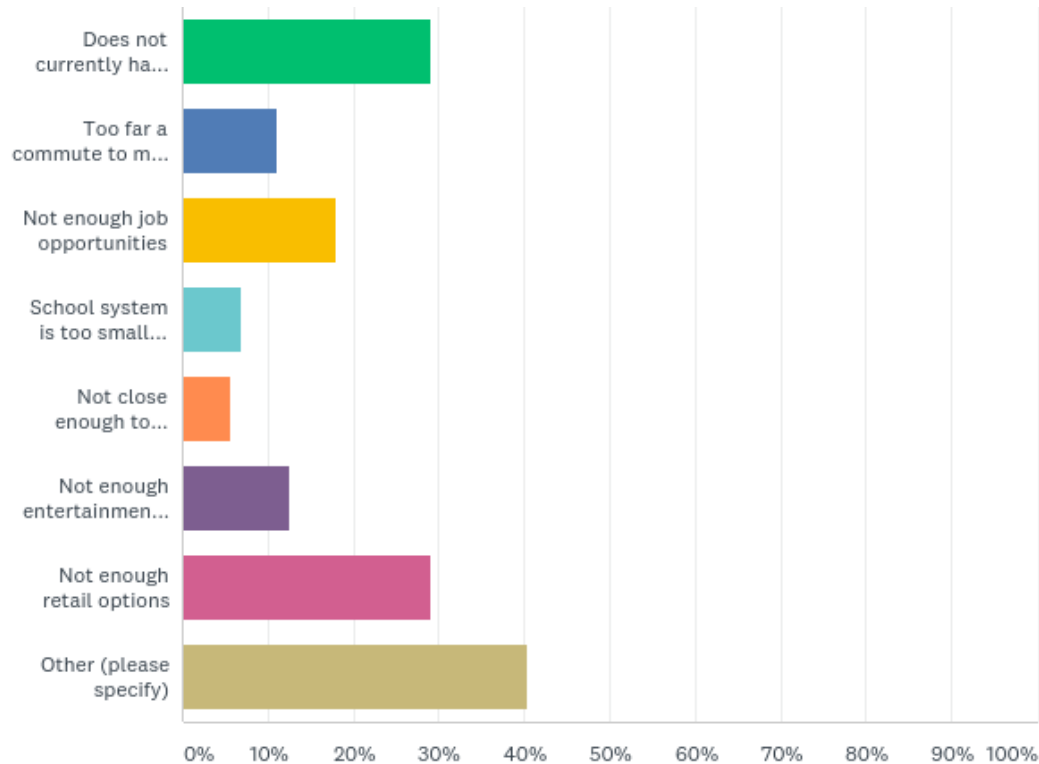
Q8: Are you currently considering a new housing option in Centerville or might you consider a new housing option in Centerville in the future?

Answered: 114 Skipped: 0

ANSWER CHOICES	RESPONSES	
Yes	23.68%	27
No	33.33%	38
Maybe	32.46%	37
Doubtful	13.16%	15
Undecided	2.63%	3
Total Respondents: 114		

Q9: If you would NOT currently consider living in Centerville please tell us a little bit more about why?

Answered: 72 Skipped: 42



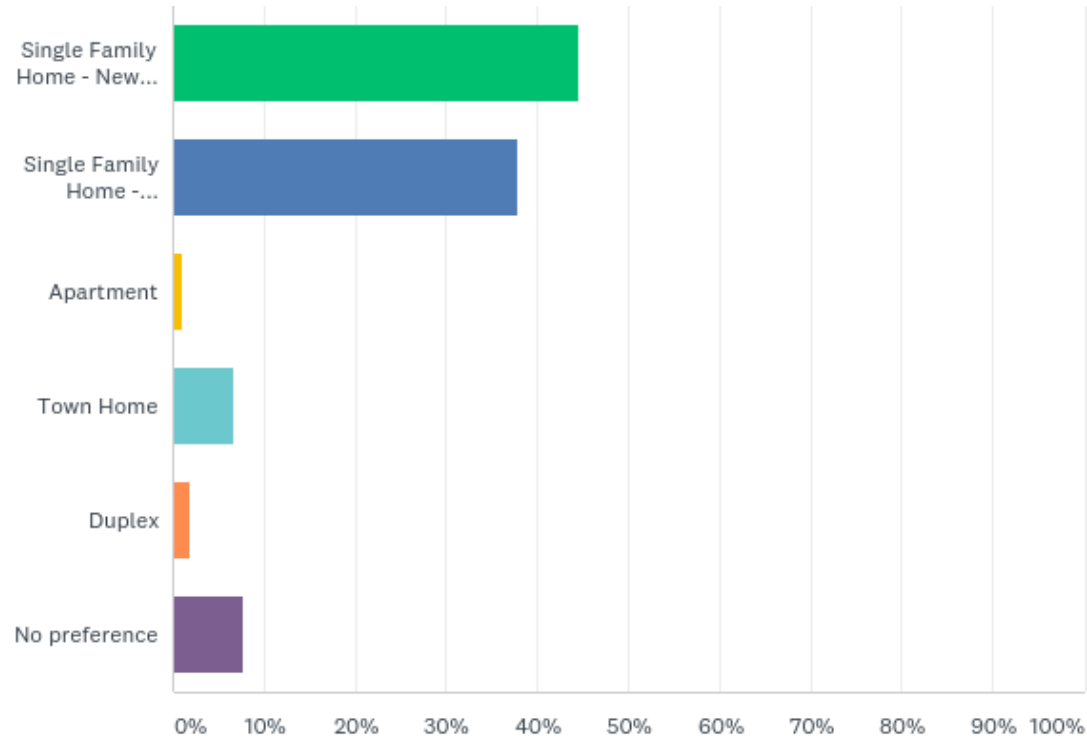
Q9: If you would NOT currently consider living in Centerville please tell us a little bit more about why?

Answered: 72 Skipped: 42

ANSWER CHOICES	RESPONSES	
Does not currently have the type of housing I am looking for	29.17%	21
Too far a commute to my current job	11.11%	8
Not enough job opportunities	18.06%	13
School system is too small for us	6.94%	5
Not close enough to family	5.56%	4
Not enough entertainment options	12.50%	9
Not enough retail options	29.17%	21
Other (please specify)	40.28%	29
Total Respondents: 72		

Q10: If you have considered changing your residence within Centerville or considered moving to Centerville which type of housing option would you be looking for?

Answered: 103 Skipped: 11



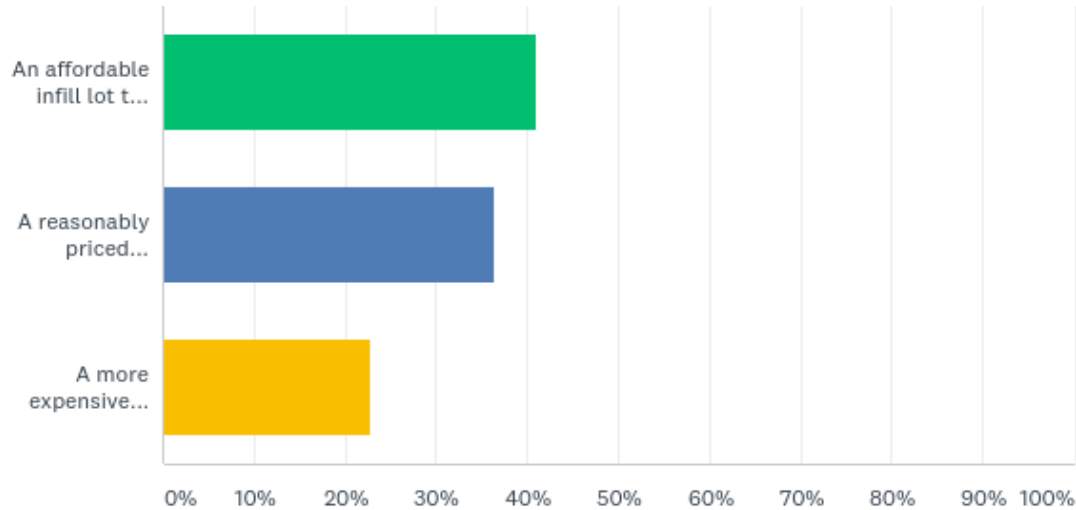
Q10: If you have considered changing your residence within Centerville or considered moving to Centerville which type of housing option would you be looking for?

Answered: 103 Skipped: 11

ANSWER CHOICES	RESPONSES	
Single Family Home - New Construction	44.66%	46
Single Family Home - Pre-owned	37.86%	39
Apartment	0.97%	1
Town Home	6.80%	7
Duplex	1.94%	2
No preference	7.77%	8
TOTAL		103

Q11: If you were to ever build a new home in Centerville, what lot option would you be more apt to select?

Answered: 110 Skipped: 4



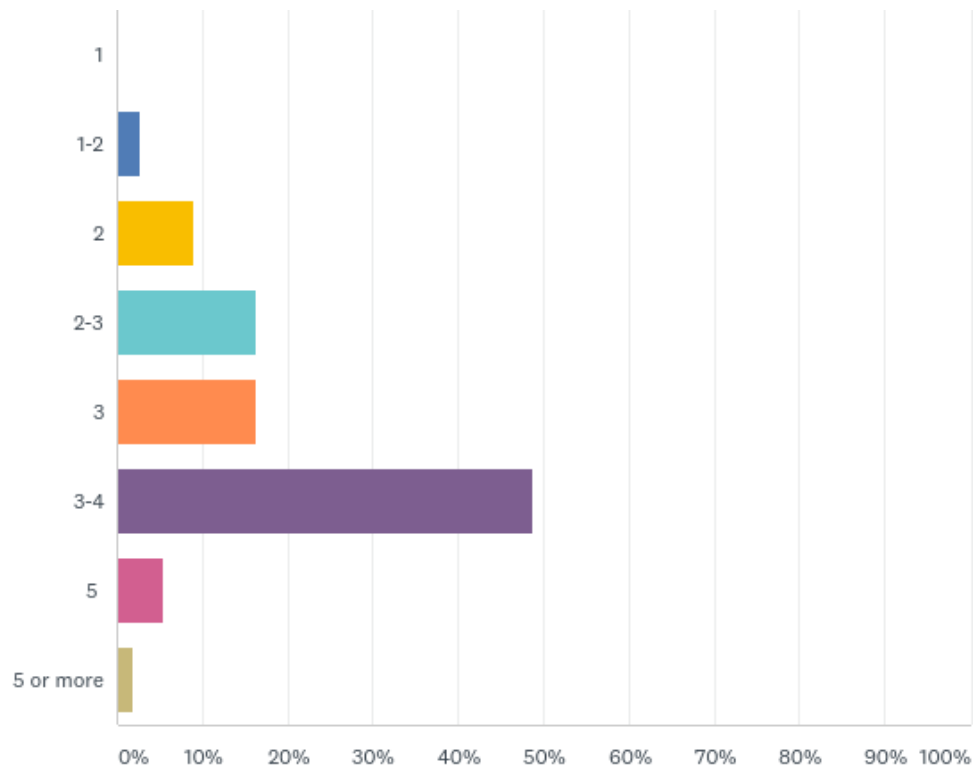
Q11: If you were to ever build a new home in Centerville, what lot option would you be more apt to select?

Answered: 110 Skipped: 4

ANSWER CHOICES	RESPONSES	
An affordable infill lot that has been cleaned up within an existing neighborhood	40.91%	45
A reasonably priced mid-sized lot in a new development	36.36%	40
A more expensive over-sized lot in a new development	22.73%	25
TOTAL		110

Q12: How many bedrooms would be required to meet your needs comfortably?

Answered: 111 Skipped: 3



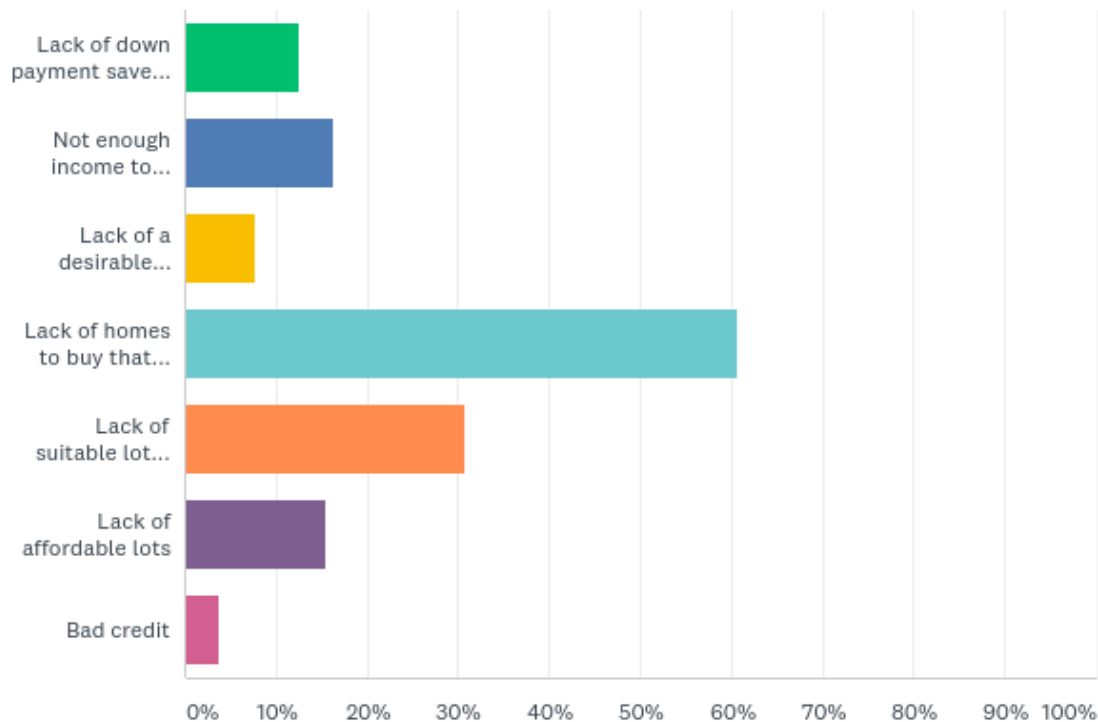
Q12: How many bedrooms would be required to meet your needs comfortably?

Answered: 111 Skipped: 3

ANSWER CHOICES	RESPONSES	
1	0.00%	0
1-2	2.70%	3
2	9.01%	10
2-3	16.22%	18
3	16.22%	18
3-4	48.65%	54
5	5.41%	6
5 or more	1.80%	2
TOTAL		111

Q13: What barriers might keep you from changing residences in or to Centerville?

Answered: 104 Skipped: 10



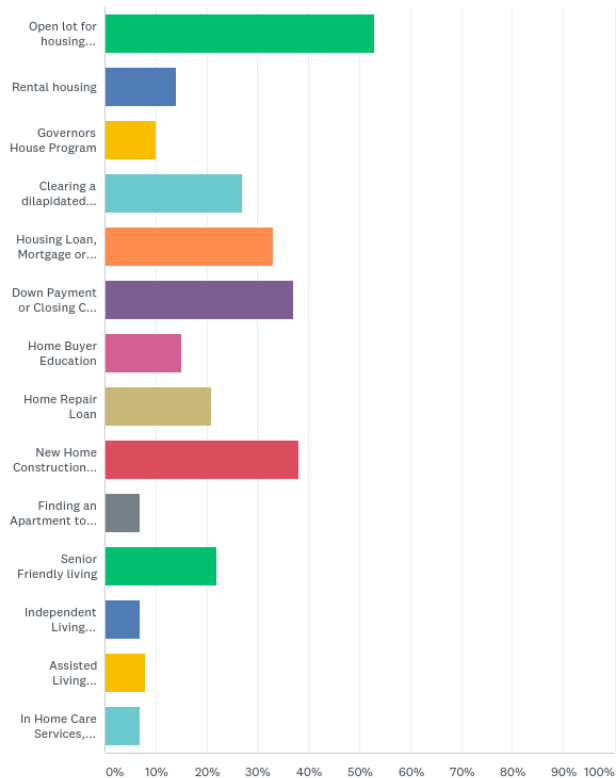
Q13: What barriers might keep you from changing residences in or to Centerville?

Answered: 104 Skipped: 10

ANSWER CHOICES	RESPONSES	
Lack of down payment saved up to buy	12.50%	13
Not enough income to afford what I want	16.35%	17
Lack of a desirable rental to meet my needs	7.69%	8
Lack of homes to buy that meet my needs	60.58%	63
Lack of suitable lots that I would want to build on	30.77%	32
Lack of affordable lots	15.38%	16
Bad credit	3.85%	4
Total Respondents: 104		

Q14: Please check ALL products and services that could help you secure safe, quality and affordable housing in Centerville?

Answered: 100 Skipped: 14



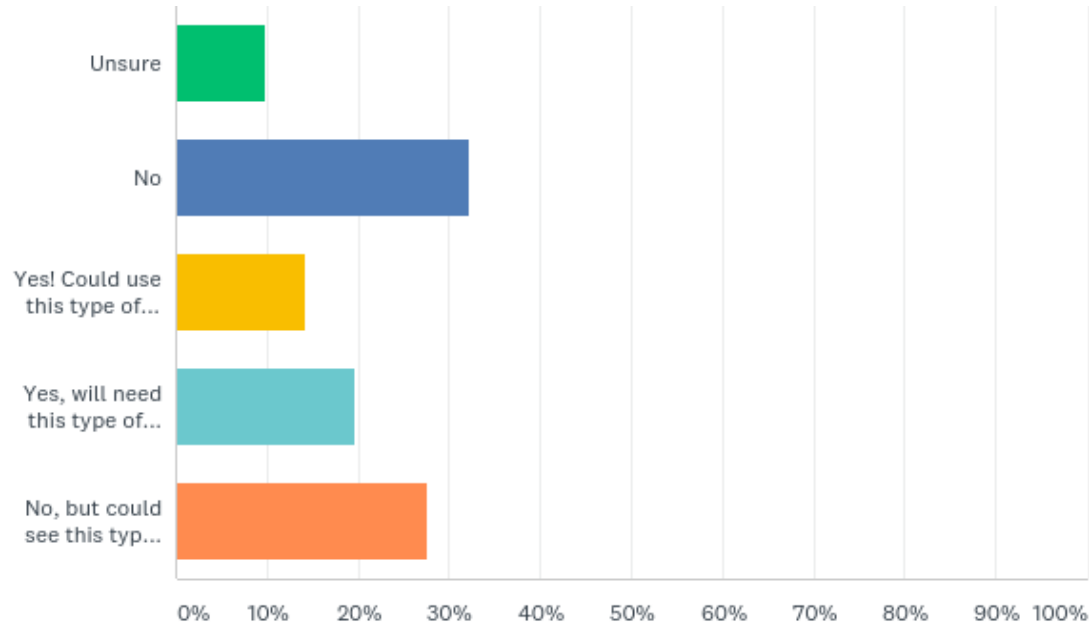
Q14: Please check ALL products and services that could help you secure safe, quality and affordable housing in Centerville?

Answered: 100 Skipped: 14

ANSWER CHOICES	RESPONSES	
Open lot for housing development	53.00%	53
Rental housing	14.00%	14
Governors House Program	10.00%	10
Clearing a dilapidated home	27.00%	27
Housing Loan, Mortgage or Refinance	33.00%	33
Down Payment or Closing Cost Loan Assistance	37.00%	37
Home Buyer Education	15.00%	15
Home Repair Loan	21.00%	21
New Home Construction Loan	38.00%	38
Finding an Apartment to meet my needs	7.00%	7
Senior Friendly living	22.00%	22
Independent Living Accommodations	7.00%	7
Assisted Living Accommodations	8.00%	8
In Home Care Services, Medical or Non-medical	7.00%	7
Total Respondents: 100		

Q15: Have you or someone you know expressed the need for a senior friendly independent living option in Centerville in the immediate or near future?

Answered: 112 Skipped: 2



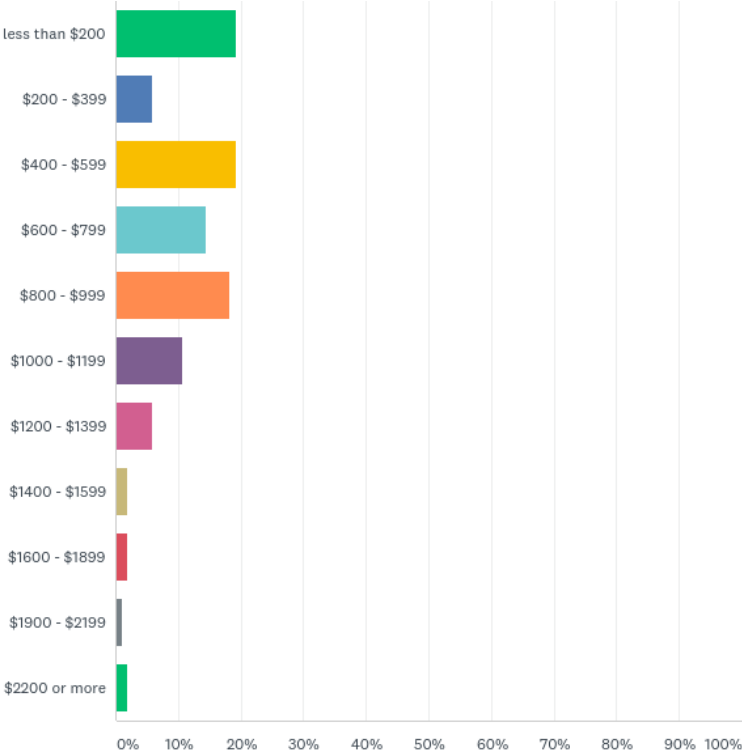
Q15: Have you or someone you know expressed the need for a senior friendly independent living option in Centerville in the immediate or near future?

Answered: 112 Skipped: 2

ANSWER CHOICES	RESPONSES	
Unsure	9.82%	11
No	32.14%	36
Yes! Could use this type of housing now.	14.29%	16
Yes, will need this type of housing in the near future.	19.64%	22
No, but could see this type of housing being needed eventually in Centerville.	27.68%	31
Total Respondents: 112		

Q16: What is your current rent or mortgage payment?

Answered: 104 Skipped: 10



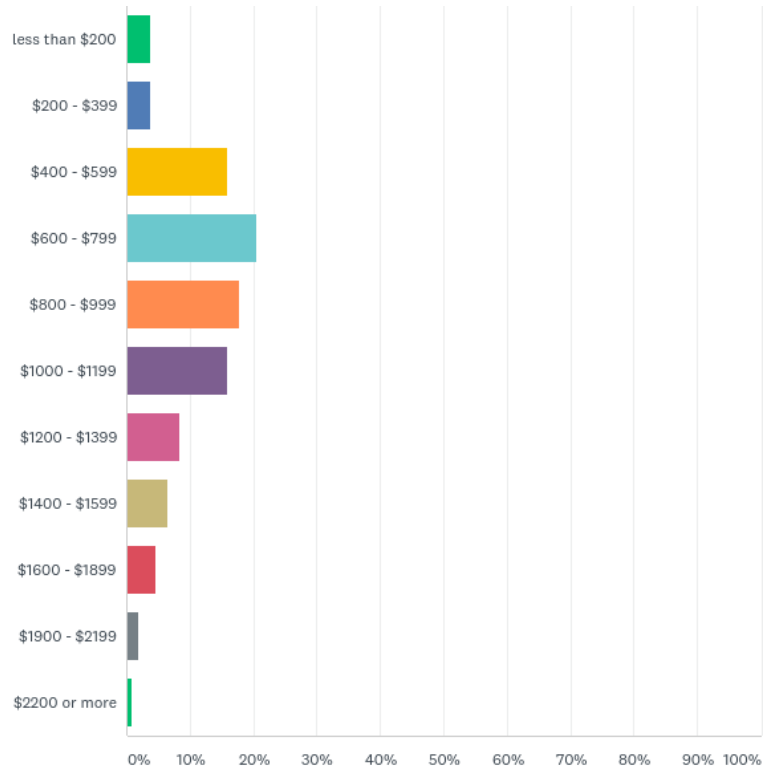
Q16: What is your current rent or mortgage payment?

Answered: 104 Skipped: 10

ANSWER CHOICES	RESPONSES	
less than \$200	19.23%	20
\$200 - \$399	5.77%	6
\$400 - \$599	19.23%	20
\$600 - \$799	14.42%	15
\$800 - \$999	18.27%	19
\$1000 - \$1199	10.58%	11
\$1200 - \$1399	5.77%	6
\$1400 - \$1599	1.92%	2
\$1600 - \$1899	1.92%	2
\$1900 - \$2199	0.96%	1
\$2200 or more	1.92%	2
TOTAL		104

Q17: What would you be willing to pay in rent or mortgage for the right housing opportunity in Centerville?

Answered: 107 Skipped: 7



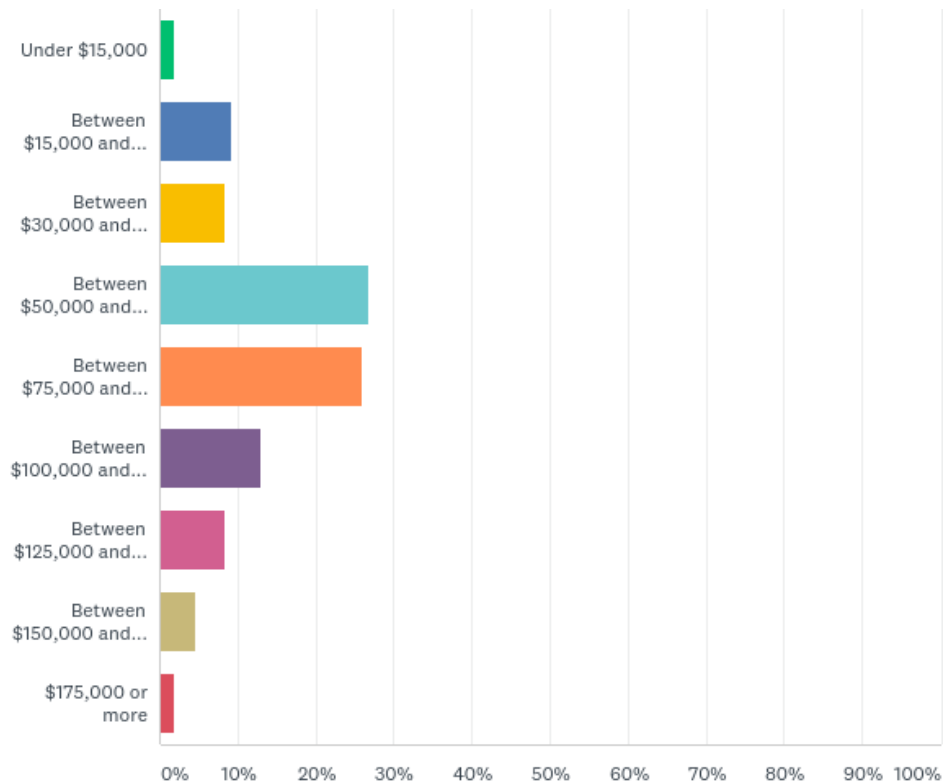
Q17: What would you be willing to pay in rent or mortgage for the right housing opportunity in Centerville?

Answered: 107 Skipped: 7

ANSWER CHOICES	RESPONSES	
less than \$200	3.74%	4
\$200 - \$399	3.74%	4
\$400 - \$599	15.89%	17
\$600 - \$799	20.56%	22
\$800 - \$999	17.76%	19
\$1000 - \$1199	15.89%	17
\$1200 - \$1399	8.41%	9
\$1400 - \$1599	6.54%	7
\$1600 - \$1899	4.67%	5
\$1900 - \$2199	1.87%	2
\$2200 or more	0.93%	1
TOTAL		107

Q18: What is the combined annual income of all family members residing at your current address?

Answered: 108 Skipped: 6



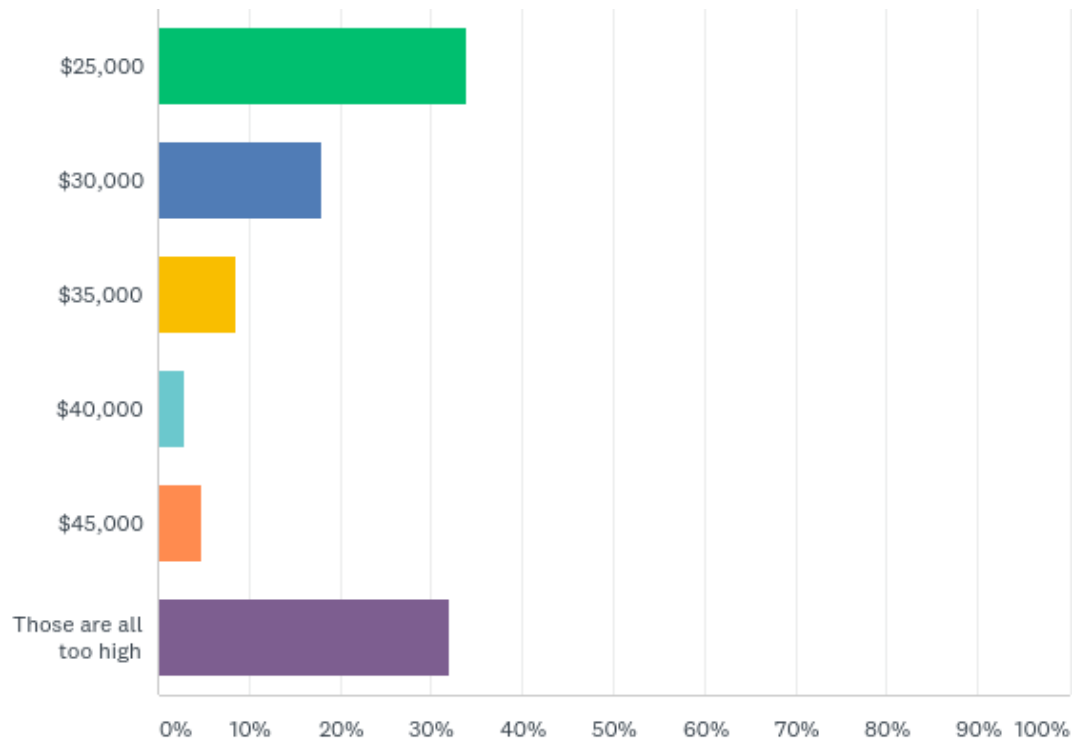
Q18: What is the combined annual income of all family members residing at your current address?

Answered: 108 Skipped: 6

ANSWER CHOICES	RESPONSES	
Under \$15,000	1.85%	2
Between \$15,000 and \$29,999	9.26%	10
Between \$30,000 and \$49,999	8.33%	9
Between \$50,000 and \$74,999	26.85%	29
Between \$75,000 and \$99,999	25.93%	28
Between \$100,000 and \$124,999	12.96%	14
Between \$125,000 and \$149,999	8.33%	9
Between \$150,000 and \$174,999	4.63%	5
\$175,000 or more	1.85%	2
TOTAL		108

Q19: If Centerville had a new housing development, how much would you be willing to pay for a nice size lot with curb and gutter and all the utilities available?

Answered: 106 Skipped: 8



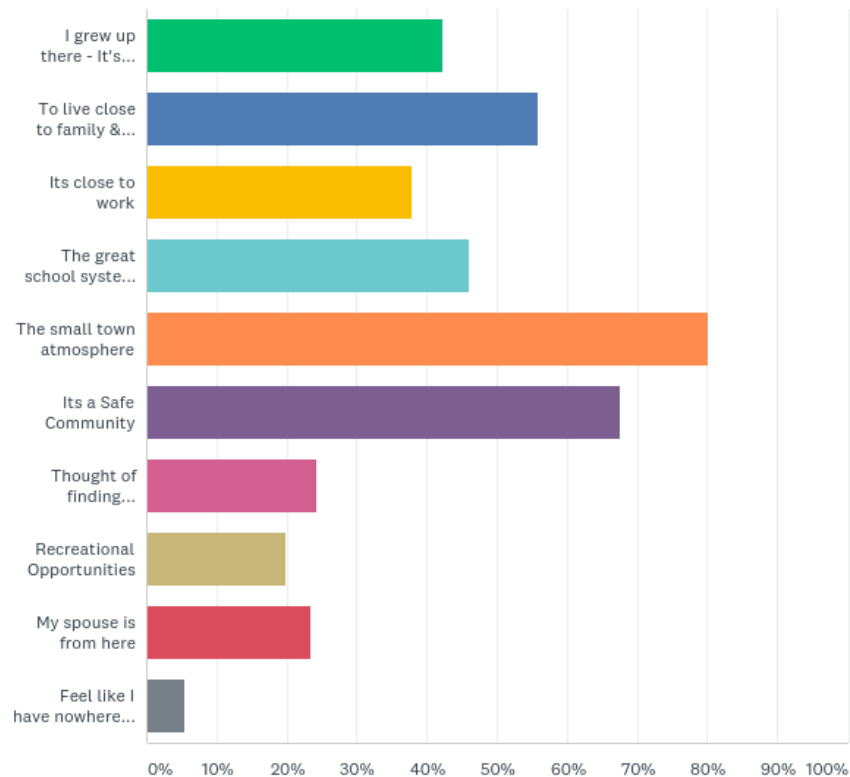
Q19: If Centerville had a new housing development, how much would you be willing to pay for a nice size lot with curb and gutter and all the utilities available?

Answered: 106 Skipped: 8

ANSWER CHOICES	RESPONSES	
\$25,000	33.96%	36
\$30,000	17.92%	19
\$35,000	8.49%	9
\$40,000	2.83%	3
\$45,000	4.72%	5
Those are all too high	32.08%	34
TOTAL		106

Q20: What are some of the main reasons you live in Centerville or you would consider living in Centerville some day? Mark as many as apply.

Answered: 111 Skipped: 3



Q20: What are some of the main reasons you live in Centerville or you would consider living in Centerville some day? Mark as many as apply.

Answered: 111 Skipped: 3

ANSWER CHOICES	RESPONSES	
I grew up there - It's Home	42.34%	47
To live close to family & friends	55.86%	62
Its close to work	37.84%	42
The great school system & student to teacher ratio	45.95%	51
The small town atmosphere	80.18%	89
Its a Safe Community	67.57%	75
Thought of finding affordable housing	24.32%	27
Recreational Opportunities	19.82%	22
My spouse is from here	23.42%	26
Feel like I have nowhere else to go	5.41%	6
Total Respondents: 111		